



2023 annual report to the Community

Seacliff Primary School

Seacliff Primary School number: 913

Partnership: Marion Coast



School principal:

Suzanne Matene

A handwritten signature in black ink that reads "Suzanne Matene".

Signature



Date of endorsement:

05/02/2024

Context Statement

Seacliff Primary School caters for students from R-6. At the time of this report, the enrolment in 2023 is 364. Seacliff Primary School is classified as Category 7 on the Department for Education Index of Educational Disadvantage. At the time of this report, the school population includes 1% Aboriginal students, 1% students with disabilities, 4% students with English as an additional language or dialect (EALD) funded background. Further information about the school is available on the school's website (including its context statement), as well as the My School website.

Governing Council Chairperson

The Governing Council of Seacliff Primary School (GC) focused on improving operation fundamentals in 2023. The councillors refreshed or re-established Terms of Reference and operating procedures for the Canteen, OSHC, Finance and Fundraising advisory committees. GC worked alongside school leadership to improve the financial position of the Canteen, and the Canteen Convenor actively recruited volunteers to help with the day-to-day operation of the Canteen. Councillors organised replacement of key equipment used by Canteen and Fundraising, so the school is well equipped for future events and daily operations.

The Governing Council revisited the school's outdoor play spaces. The Deputy Chairperson started a process with school leadership and staff to determine the best self-regulation equipment for students particularly those in upper primary. One positive outcome was the installation of the new basketball hoops, allowing height adjustment for the junior primary students.

In 2023 Councillors worked to be a voice of the school community and to help raise concerns. The critical factor was having councillors representing all age groups of our students. For example, GC could raise the issues with lights and taps in bathrooms for younger children and look into the water fountains and bins.

An important role of the Governing Council is to oversee finances and ensure that the School, Canteen, and OSHC are in a good financial position. The GC Treasurer worked with the school's Business Manager and Principal to ensure that the School, Canteen and OSHC maintained a good financial position.

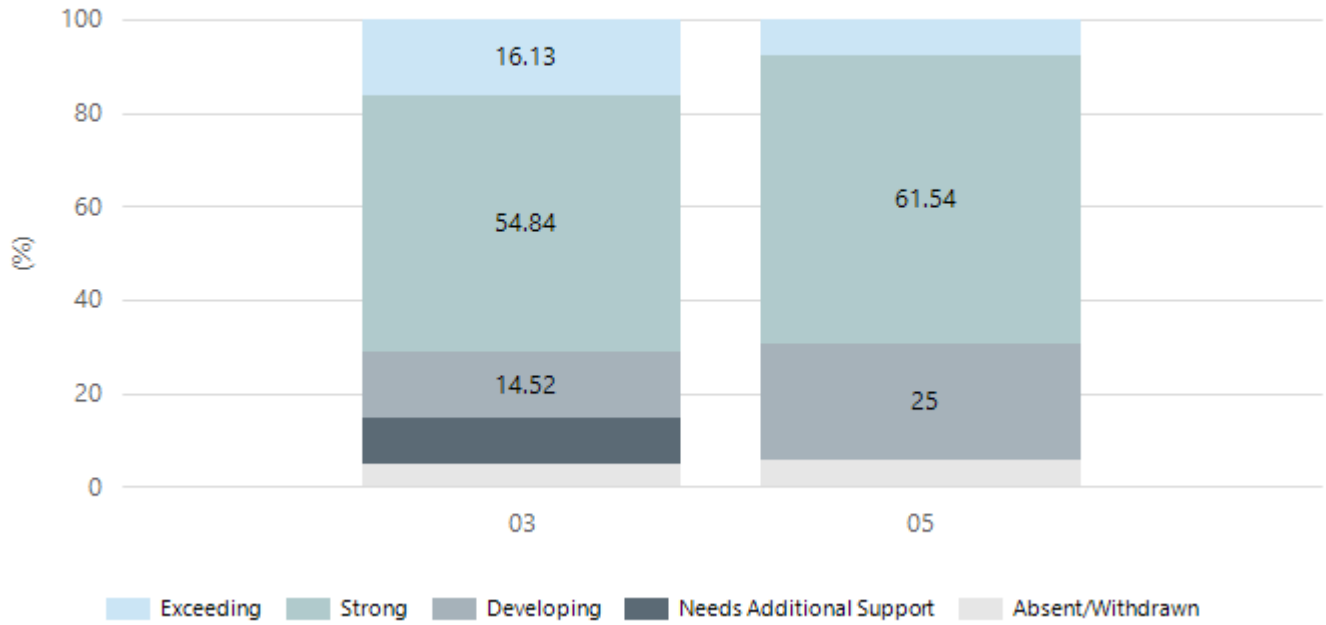
Overall, the year 2023 was very successful for the school community. We celebrated having a new bike shelter built using funds raised during various events organised by the Fundraising Committee.

Performance Summary

NAPLAN Proficiency

In 2023, the Australian Curriculum, Assessment and Reporting Authority (ACARA) - a Commonwealth Independent statutory authority - announced changes to NAPLAN performance reporting. This new way of reporting by ACARA that NAPLAN results from 2023 will not be comparable to previous years. The new approach replaces the previous numerical NAPLAN bands and the national minimum standard.

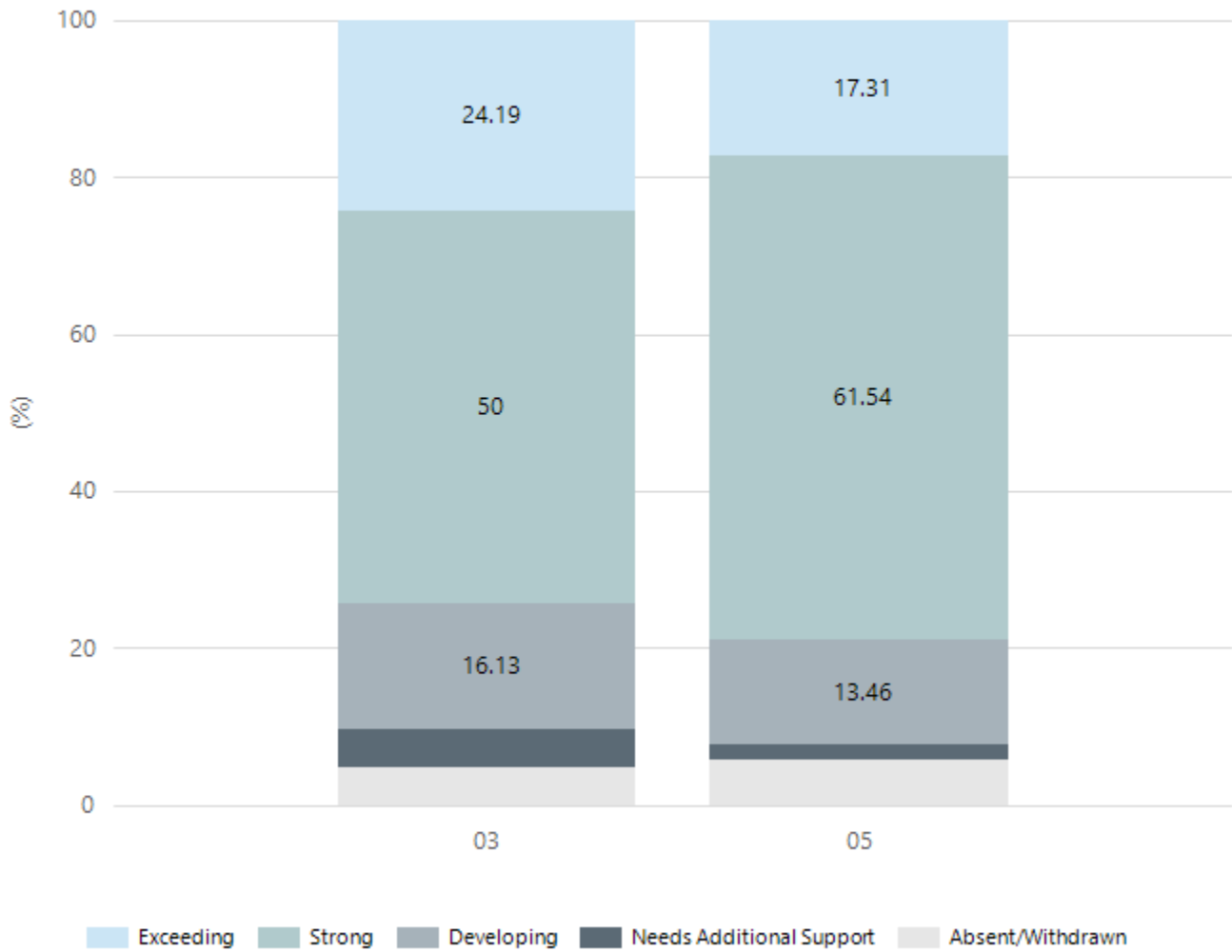
Numeracy



Year Level	03	05
Exceeding	10	4
Strong	34	32
Developing	9	13
Needs Additional Support	6	
Absent/Withdrawn	3	3
Total	62	52

Data Source: Department for Education Assessment Data Holdings, 2023. When there are less than six students in a cohort, no data is supplied.

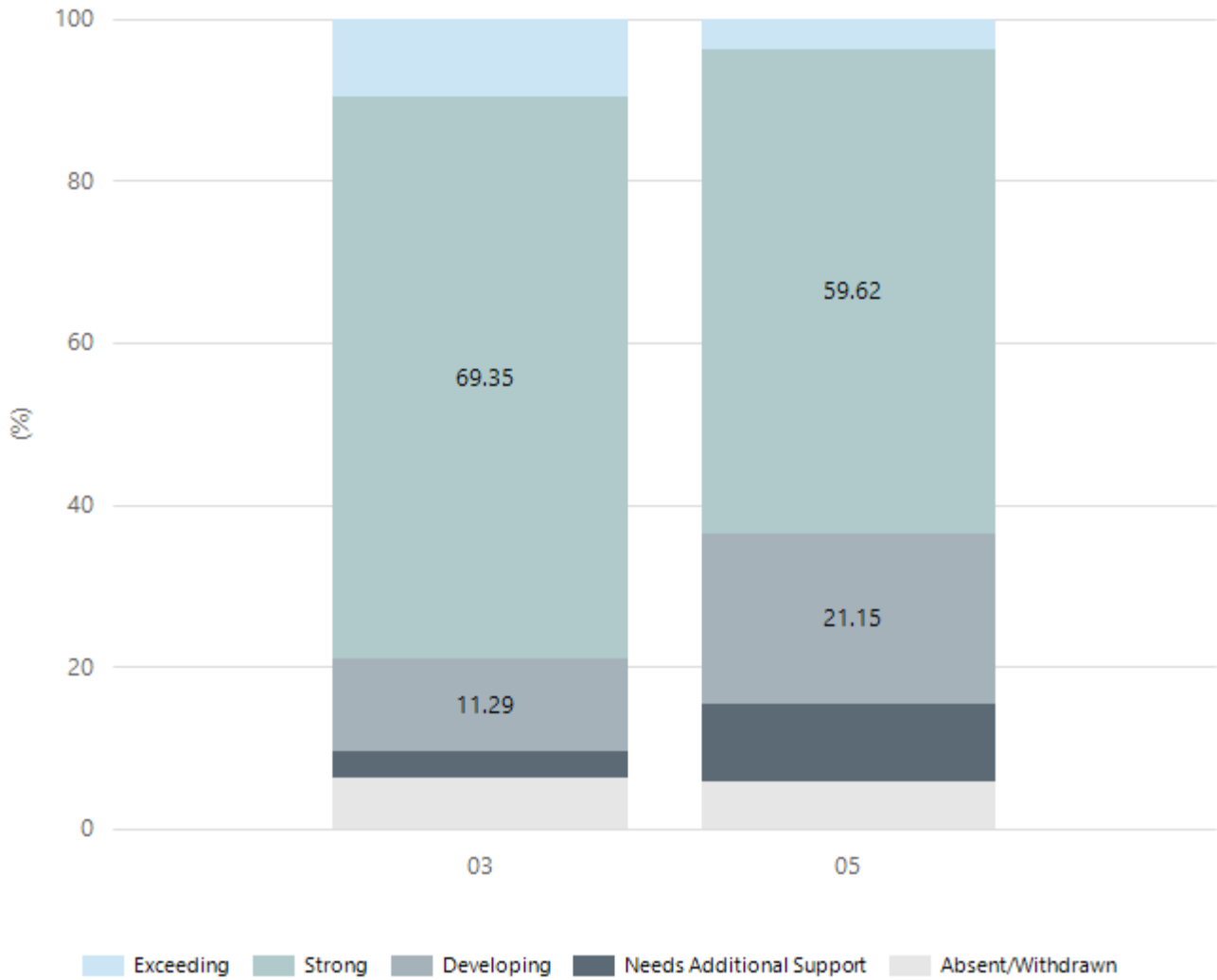
Reading



Year Level	03	05
Exceeding	15	9
Strong	31	32
Developing	10	7
Needs Additional Support	3	1
Absent/Withdrawn	3	3
Total	62	52

Data Source: Department for Education Assessment Data Holdings, 2023. When there are less than six students in a cohort, no data is supplied.

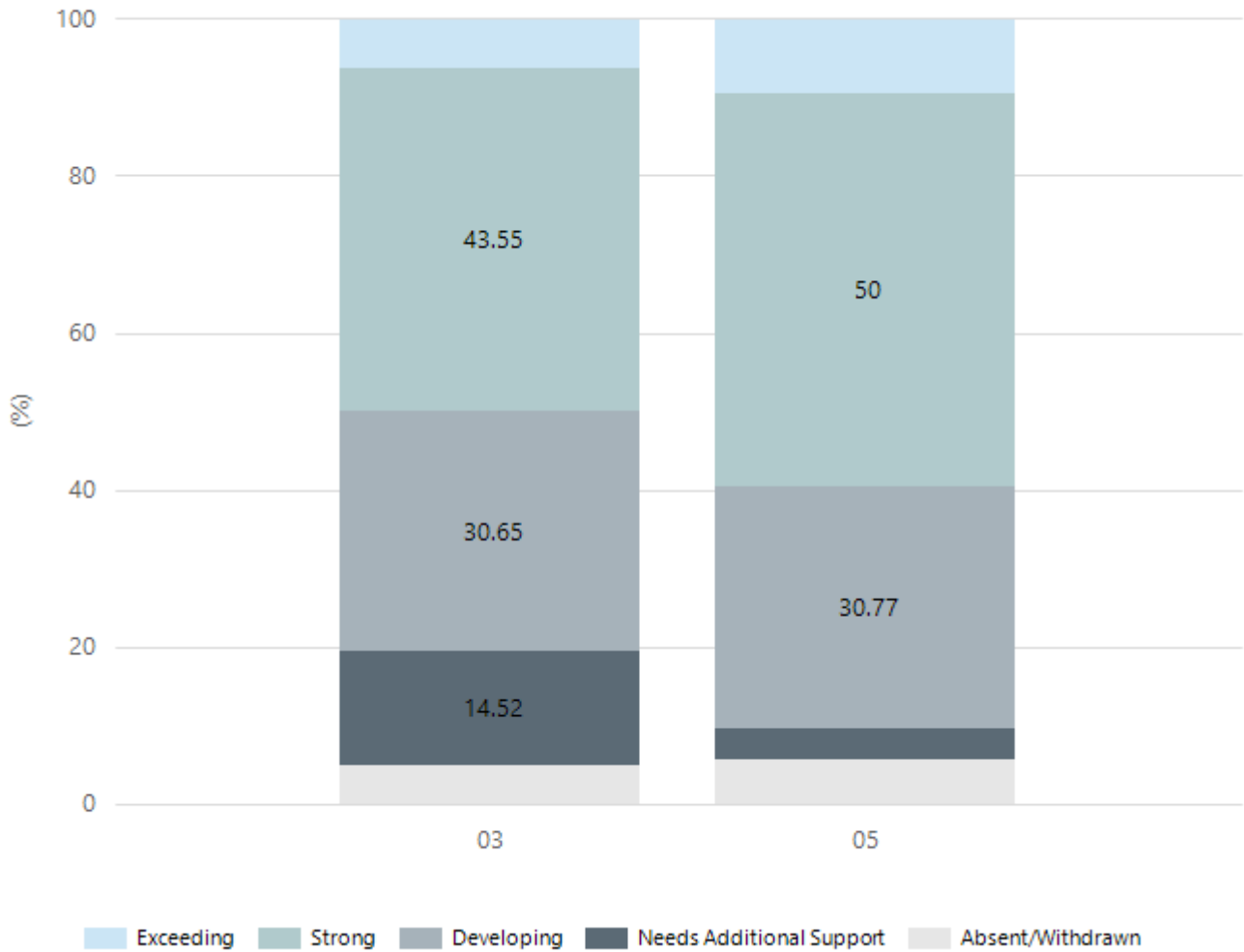
Writing



Year Level	03	05
Exceeding	6	2
Strong	43	31
Developing	7	11
Needs Additional Support	2	5
Absent/Withdrawn	4	3
Total	62	52

Data Source: Department for Education Assessment Data Holdings, 2023. When there are less than six students in a cohort, no data is supplied.

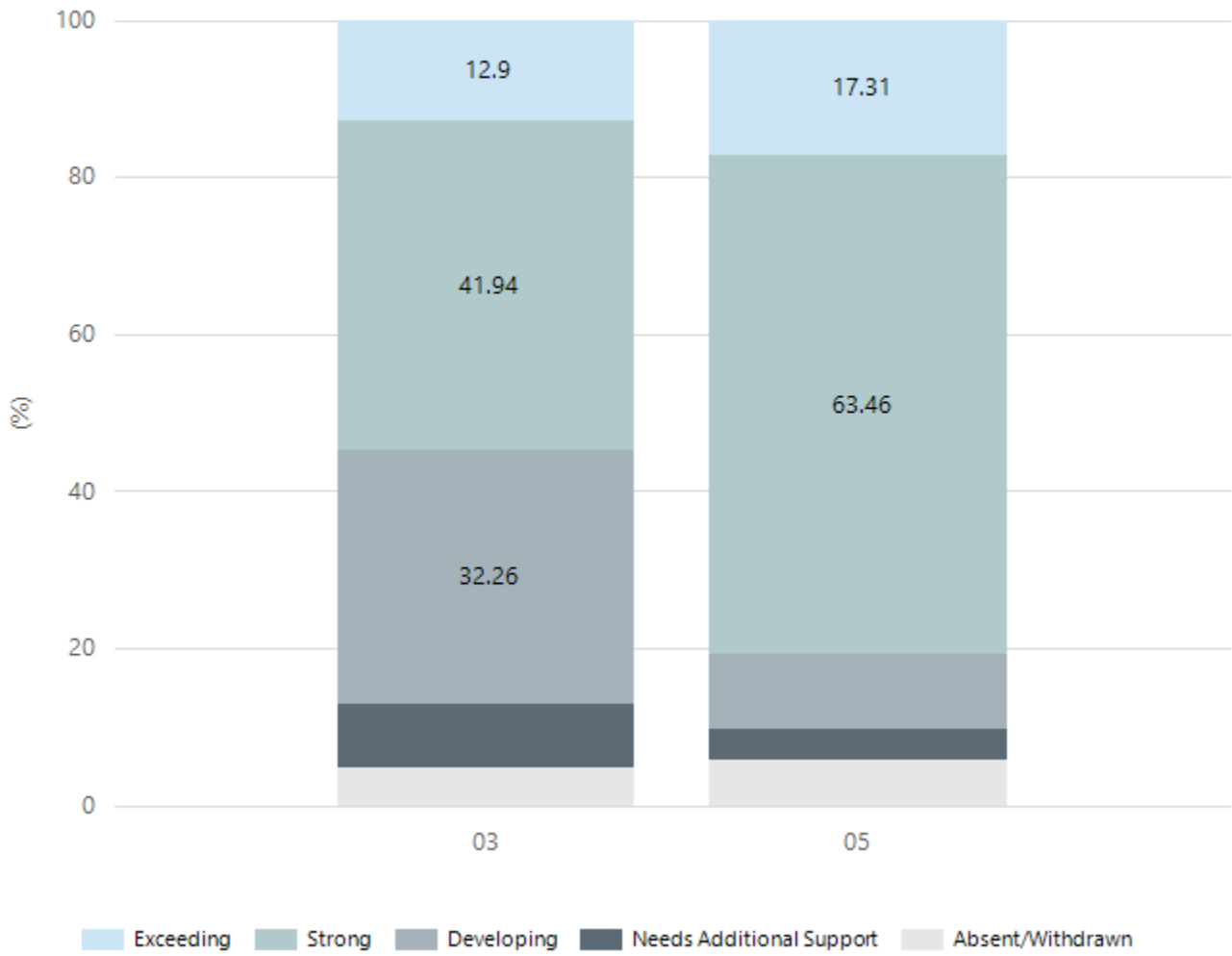
Grammar



Year Level	03	05
Exceeding	4	5
Strong	27	26
Developing	19	16
Needs Additional Support	9	2
Absent/Withdrawn	3	3
Total	62	52

Data Source: Department for Education Assessment Data Holdings, 2023. When there are less than six students in a cohort, no data is supplied.

Spelling



Year Level	03	05
Exceeding	8	9
Strong	26	33
Developing	20	5
Needs Additional Support	5	2
Absent/Withdrawn	3	3
Total	62	52

Data Source: Department for Education Assessment Data Holdings, 2023. When there are less than six students in a cohort, no data is supplied.

School Attendance

Year Level	2021	2022	2023
Reception	94.1%	87.6%	92.9%
Year 01	91.4%	90.9%	90.0%
Year 02	94.8%	89.4%	91.0%
Year 03	93.4%	89.7%	88.6%
Year 04	93.0%	88.0%	90.3%
Year 05	94.4%	89.0%	86.6%
Year 06	91.9%	83.9%	89.1%
Year 07	92.3%		
Primary Other	23.1%	96.7%	
Total	85.4%	89.4%	89.8%

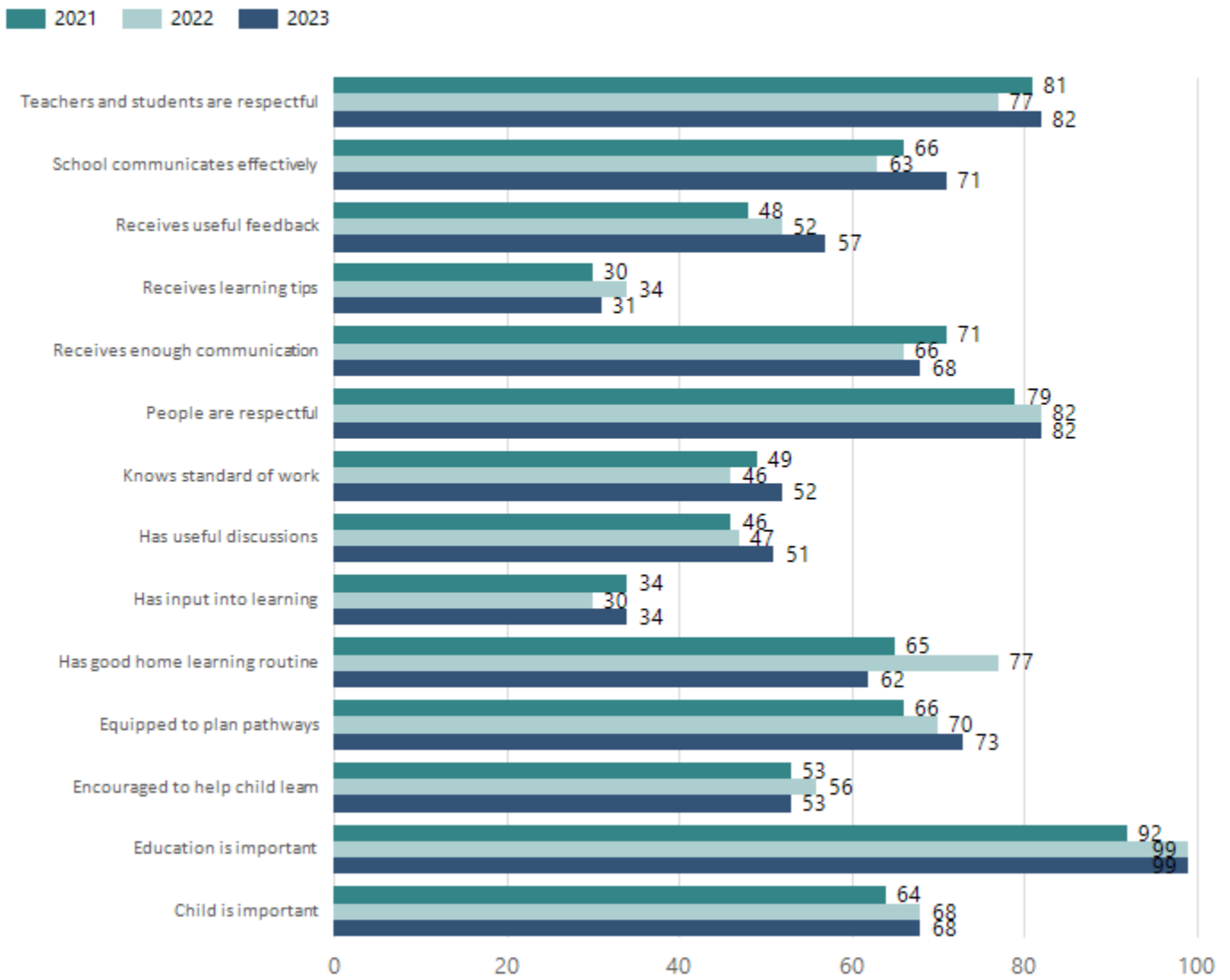
Data Source: Department for Education Attendance Data, Semester 1 Report 2023. A blank cell indicates there were no students enrolled. 'Primary Other' includes students enrolled in specialised education options. 'Secondary Other' includes students who have already spent a year at Year 12 and elected to undertake further study at Year 12.

Attendance Comment

In South Australia, all children and young people must be in school from 6 years to 16 years old. They must attend a government or non-government school full time. From age 16 to 17 however, young people must attend school or an approved learning program (such as an apprenticeship, traineeship, accredited course or university). Schools and parents must encourage and support students to come to school every day. Parents and caregivers must make sure their child is enrolled in a school, and attends school all day and everyday it is open, unless a child is sick or has an approved exemption. Teachers and leaders actively follow up when a student misses school, including recording all absences and non-attendance. All schools in South Australia have local attendance procedures governed under the Education and Children's Services Regulations 2020.

Parent Opinion Survey Results

Proportion of agree/strongly agree response(%)



Data Source: 2023 Department for Education Parent Opinions Survey, Term 3 2023.

Intended Destination

Leave Reason	Number	%
NG - ATTENDING NON-GOV SCHOOL IN SA	4	40.0%
OV - LEFT SA FOR OVERSEAS	3	30.0%
TG - TRANSFERRED TO SA GOVERNMENT SCHOOL	3	30.0%

Data Source: Department for Education Destination Data Report, 2023. Data extract term 3 2023. Data shows recorded destinations for students that left the school in the previous year. Data is uploaded by schools in term 3 and may not reflect final or total figures at time of report creation.

Highest Qualifications held by the teaching workforce and workforce composition

All teachers at this school are qualified and registered with the SA Teachers Registration Board.

Qualification Level	Number of Qualifications
Bachelor's degrees or Diplomas	23
Postgraduate Qualifications	5

Data Source: Data extracted from Mandatory Workforce Information Collections as on the last pay date of June 2023. As self-reported by staff in the system.

Please note: Data includes staff who are Actively employed and on extended paid leave. Please note only the highest qualification of the Teaching staff is reported. Excludes any number of other certifications earned.

Workforce composition including indigenous staff

	Teaching Staff		Non-Teaching Staff	
	Indigenous	Non-Indigenous	Indigenous	Non-Indigenous
Full-Time Equivalents	0.0	24.5	0.0	7.0
Persons	0.0	28.0	0.0	10.0

Data Source: Data extracted from Mandatory Workforce Information Collection as on the last pay date of June 2023.

Please note: Data includes staff who are actively employed and on extended paid leave. "Indigenous category" is self-reported by staff in the system.

Financial Statement

Funding Source	Amount
Grants: State	3,597,853.30
Grants: Commonwealth	15,700
Parent Contributions	103,518.75
Fund Raising	6767.09
Other	143,753.67

Data Source: School supplied data.